

# Y11 English

**Mr Caldwell - Head of English**

[jcaldwell@highstorrs-mlt.co.uk](mailto:jcaldwell@highstorrs-mlt.co.uk)



# Y11 English

**GCSE English Language**

**GCSE English Literature** (some students have completed this in Y10)

**Mr Caldwell - Head of English**

[jcaldwell@highstorrs-mlt.co.uk](mailto:jcaldwell@highstorrs-mlt.co.uk)

**Mrs Cohen – Second in English and KS4 lead**

[jcaldwell@highstorrs-mlt.co.uk](mailto:jcaldwell@highstorrs-mlt.co.uk)



# GCSE English results – Y11 class of 2023

- Grade 7+ → 40%
- Grade 5+ → 89%
- Grade 4+ → 96%

**Average difference from  
national progress target = +0.6**



# GCSE English Language (AQA)

## Paper 1

- Reading fiction & descriptive or narrative writing
- One story extract to read, and four questions to answer
- 45 minutes to write a narrative or a piece of description

Building on  
knowledge &  
understanding  
of Literature

## Paper 2

- Reading non-fiction & opinion writing
- Two non-fiction texts to read, and four questions to answer
- 45 minutes to write a piece of persuasive writing

**The reading questions are formulaic** – the same marks and skills are tested each time.

E.g. for Paper 1, Q1 is always comprehension, Q2 always language analysis, etc.

Students will be taught and should learn a formula for approaching the exam: how long to spend on each question, how many marks each is worth, and what they should include in their answer.

# Tips for success – English Language

- Practise each question and learn the formula for success. As well as class and homework, do extra papers at home.
- Focus on feedback and use assessments as an opportunity to improve.
- Read widely across a variety of texts (fiction and non-fiction): Classics, modern fiction, autobiography, poetry, opinion and feature articles.
- Be organised and complete homeworks early, including extra reading set via Satchel One.
- Build a varied and ambitious vocabulary.



# GCSE English Literature (AQA)

(the top four groups are taking English Literature in Y11)

- ✓ Revision lesson once per week
- ✓ Guided revision homework
- ✓ Learn quotes and key ideas early, then focus on essay writing / exam questions

## Paper 1

- Shakespeare play – *Macbeth*
- 19<sup>th</sup> Century Novel - *A Christmas Carol* or *Jekyll and Hyde* depending on group

## Paper 2

- Modern text - *DNA* or *An Inspector Calls* or *Lord of the Flies* depending on group
- **Poetry** Anthology - Power and Conflict
- Unseen poetry

(Those who have already gained Literature GCSE will spend all lessons working on Language skills)



# Tips for success – English Literature

- Re-read the texts and learn key quotes.
- Focus on feedback and use assessments as an opportunity to improve.
- Read around the texts – essays and podcasts about them, plus other work by the same author.
- Consider themes and ideas in the text, and link all language analysis to these – what is the writer showing us through these characters and events?
- Develop your personal interpretations and argue these in your essays using evidence from the texts.



# Revision resources for both subjects

- Revision guides and workbooks are available via ParentPay.
- Teachers will direct students to other resources online.
- Teachers will set regular directed revision tasks.
- Past papers can be found on the AQA website and are useful for practice – pupils will also be given sample papers and questions by teachers.
- There are many useful videos on Youtube: e.g. Mr Bruff, BBC Teach, AQA. Myshakespeare.com is useful for *Macbeth*.

The November trial exams will be Paper 2 for Language and Paper 1 for Literature.







# Y11 Maths

**Mrs Wright- Head of Maths**

[jwright@highstorrs-mlt-mlt.co.uk](mailto:jwright@highstorrs-mlt-mlt.co.uk)



# Our GCSE Past Performance Graded 9-1

**2023**

Grades 9-8 - 24%

Grades 9-5 - 80%

Grades 9-4 - 94%



# GCSE Maths Exam Structure

## Exam Board

Edexcel GCSE maths – Course code 1MA1

- Paper 1 - Non calculator
- Paper 2 - Calculator
- Paper 3 - Calculator

Each paper is 1 hour 30 mins

Higher tier (grades 9 to 4)

Foundation tier (grades 5 to 1)



# Trial Exams

Each set of trial exams covers the 3 papers  
students will take in Summer.

November                      07.11.22 – 18.11.22

Paper 1 – Non calc; Paper 2 – Calc; Paper 3 – Calc

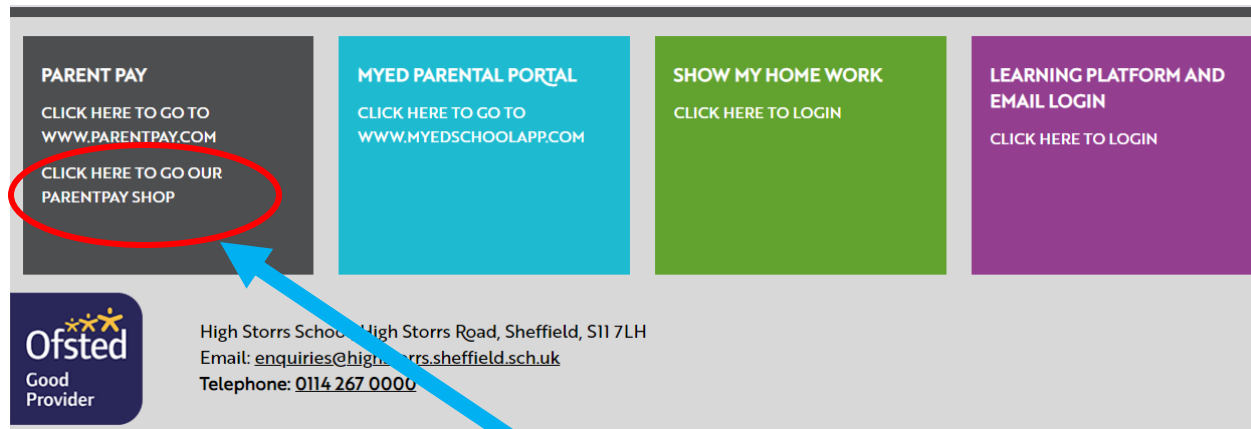
February                      20.02.23 – 03.03.23

Paper 1 – Non calc; Paper 2 – Calc; Paper 3 – Calc



# Calculator Recommendation

- **Scientific calculator**
- We recommend the Casio FX 83-GTX
- On the school website your parent pay shop



**£9.30**



# Homework

- Students receive homework each week
- Practice papers most weeks
- Use revision materials to support their learning
- Some teachers offer drop-in sessions – Students speak to teachers






# Revision – All products in stock

Revision Materials – All available on Parent Pay shop between £3.20 -£4.45






PARENT PAY

CLICK HERE TO GO TO  
[WWW.PARENTPAY.COM](http://WWW.PARENTPAY.COM)

CLICK HERE TO GO OUR  
PARENTPAY SHOP



£6.35  
Revision  
Cards



£2.95 per book – 2 titles available per grade







# Y11 Science

**Mrs Kamil Head of Science**  
[skamil@highstorrs-mlt.co.uk](mailto:skamil@highstorrs-mlt.co.uk)



# Pathways

- Exam board for Science = AQA
- Students follow either **Triple Science (x3 GCSEs)** pathway or **Combined Science (x2 GCSES)** pathway.
- Both pathways provide access to A level Sciences.
  - Every year students move successfully into A level Science having studied Combined Science.
- **Pathways are reviewed after mocks in November.**
  - There are usually a few pathway and tier changes.



# Combined Science

- **2 GCSE results** at the end of Y11.
- Sit 6 exams:
  - 2 x Biology, 2 x Chemistry, 2 x Physics.
- Each paper is 1 hr and 15 mins
- The scores for all the papers are added together.
- This score gives an overall grade.
- Grade examples:
  - 8|8 (two grade 8s), 6|5 (one grade 6 and one grade 5)
- Higher tier: Can achieve grades 9|9 to 4|3.
- Foundation tier: Grades 5|5 to 1|1.



# GCSE Science Structure

## Triple Science

- 3 separate GCSE results awarded at the end of Y11.
- Sit 6 exams:
  - 2 x Biology, 2 x Chemistry, 2 x Physics.
- Each paper is 1 hr and 45 mins.
- Biology, Chemistry and Physics
- Higher tier: Can achieve grades 9 to 4.
- Foundation tier: Can achieve grades 5 to 1.



# Trial Exams

Each set of trial exams covers half of the GCSE courses that are assessed in the Summer.

November                      07.11.22 – 18.11.22

\*Biology Paper 1, \*Chemistry Paper 1, \*Physics Paper 1

February                      20.02.23 – 03.03.23

\*Biology Paper 2, \*Chemistry Paper 2, \*Physics Paper 2



# Homework

- Students receive homework each week,
  - typically 2 pieces (e.g. Biology and Physics)
- Practice papers
- Use revision materials to support their learning
- Some teachers offer drop-in sessions at lunchtime and after school



# Online resources



- Students will be given login details via class teachers.
- Homework quizzes. Students can set their own quizzes.
- [www.educake.co.uk](http://www.educake.co.uk)



- Free web access. Useful for revision.
- Useful to enhance learning at home
- [www.senecalearning.com](http://www.senecalearning.com)



- Free website.
- Past papers & Topic question banks.
- Revision materials.
- [www.physicsandmathstutor.com](http://www.physicsandmathstutor.com)





# Revision

Revision Materials – All available on ParentPay Shop

PARENT PAY

CLICK HERE TO GO TO  
[WWW.PARENTPAY.COM](http://WWW.PARENTPAY.COM)

CLICK HERE TO GO OUR  
PARENTPAY SHOP



HIGH STORRS SCHOOL

Designed for Success

# Outcomes

Using all of these techniques here are the results our students achieved in 2023:

## Biology

9-7 - 67%

9-5 - 96%

9-4 - 99%

## Chemistry

9-7 - 57%

9-5 - 98%

9-4 - 100%

## Physics

9-7 - 65%

9-5 - 98%

9-4 - 100%

## Combined Science

9-7 - 10%

9-5 - 66%

9-4 - 86%

## What do these results mean?

Triple: On average students are least 1.4 grades above target levels.

Combined: On average 0.3 grades above target levels.

